

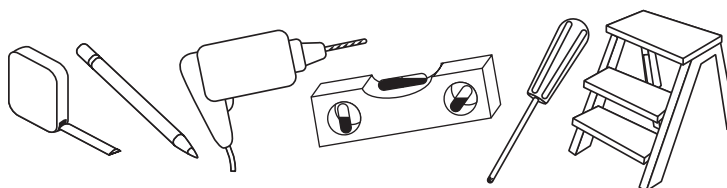
Motorized Roller Shades Installation Instructions

INSTALLATION INSTRUCTIONS

INSTALL THE SHADE BEFORE ATTEMPTING TO OPERATE THE MOTOR.

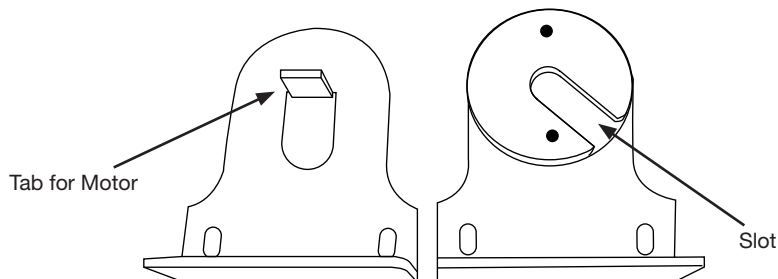
Tools Required:

Tape measure, pencil, drill, drill bits, screw driver, step stool or ladder.




Note: use a 5/64" drill bit to pre-drill the screw holes (for attachment to a wall stud or header board). Use Wall Anchors (not included) for hollow dry wall or plaster mounting.

Step 1. Mount the Brackets [Note: If your shade has a Cassette Valance (the shade is pre-mounted in a decorative aluminum cover) locate the special instructions for installing the Cassette] Attach the brackets to the window frame, molding or ceiling as shown.



Note that the bracket for the motor end of the shade has a tab that fits into the motor housing. The Pin-End Bracket has a slot that the pin end slides into.



Mark the screw locations with a pencil – pre-drill the screw holes using a 5/64" drill bit.

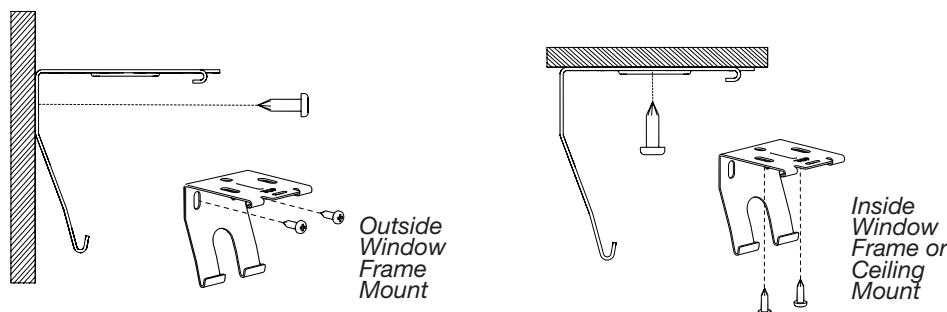
Step 2A. Cassette Installation (for shades with optional Cassette Valance)

The shade is pre-mounted in the cassette. It can be removed to adjust tension, if necessary.

To attach the cassette outside the window frame, use the rear bracket holes as illustrated.

To attach the Cassette inside the window frame (or to the ceiling), use the top bracket holes as illustrated.

Attach the Cassette by placing the back-bottom of the head rail into the bottom of each mounting bracket. Push forward and up, snapping the rail into the top of the mounting bracket.



Operating the Shade

IMPORTANT

See the dedicated programming and operating instructions that came with the shade.
If you cannot locate these instructions, please call Customer Service.

CUSTOMER SERVICE: 1-800-264-1190

Cleaning

Dusting: Vacuum using the soft brush attachment.

Washing (applies to vinyl or vinyl coated shade material): Use a cloth, sponge or soft brush and a mild detergent. Use warm or cold water, not hot water. Place toweling on the floor or window sill and wash the blind in sections.

REPLACEMENT PARTS

In the event that replacement parts are ever needed, you may call: 1-800-264-1190

Please be sure to provide the following information, if possible:

- The complete model or catalog number of your product
- A description of the product
- A description of the part needed

LIMITED LIFETIME WARRANTY

The enclosed product is warranted to the original residential retail purchaser as long as the product remains in the original window.

Covered

Lifetime: Entire product against manufacturing defects (i.e. a flaw in the product design, materials, or workmanship that causes the product to no longer function).

3 Years: Cords, including internal cords such as those found in cordless blinds or shades.

5 Years: All fabric

3 Years: Battery Operated Motors

Not Covered

1. Normal wear and Tear

2. Any product that fails due to:

- Abuse • Alterations • Exposure to salt air • Improper cleaning • Improper installation • Misapplication
- Accident • Damage from pests/insects/pets • Extraordinary use • Improper handling
- Improper operation • Misuse

3. Natural Wood Products that have:

- Loss of color intensity • Variations in color, grain or texture
- Warping of wood slats in high humidity areas

4. Costs associated with:

- Product removal • Transportation to and from the retailer • Brand label removal • Product re-measure
- Product reinstallation • Shipping • Incidental or consequential damages

In the event there are multiple blinds/shades in the same room, only the defective blind/shade will be replaced

To Report Shipping Damage:

If damage occurred during shipping, call the place of purchase and report within 7 calendar days, or you may be denied credit for your damaged product.

To Obtain Service:

If you suspect this product has a manufacturing defect in materials or workmanship:

- Locate the sales receipt
- Call place of purchase

Any unauthorized returns will not be accepted.

Warranty Remedy:

This shall be your sole remedy under this limited warranty.

If this product is found to have a manufacturing defect in materials or workmanship, we will, at our discretion, do one of the following:

- Repair the product
- Replace the product
- Refund the cost of the product

Colors may vary from lot to lot and may not exactly match sample swatches or previous purchases.

Discontinued items or color selections will be replaced with the closest equivalent current product.

Your rights under state law: This lifetime limited warranty gives you specific legal rights, and you may have other rights which vary from state to state. Some states do not allow limitations on how long a warranty lasts, so the above limitations may not apply to you. No agent, representative, dealer

or unauthorized employee has the authority to increase or alter the obligation of this warranty. This lifetime limited warranty supersedes any previous versions